


## Audio System (Continued)

### ■ Making Multiple Calls

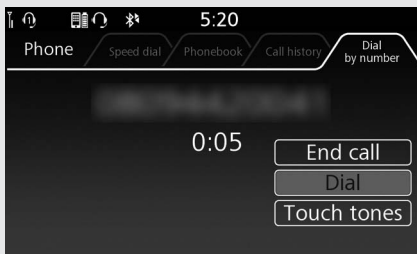
You can handle multiple calls at the same time if the connected mobile phone supports the call waiting function.


### To Receive a Second Call

When a call comes in, press  switch on the left handlebar to receive the call. If the recipient answers, the first call is put on hold.


▶ The same action can be done by selecting [Accept] on the screen.

### To Make a Second Call



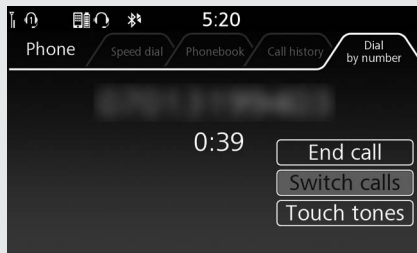
- 1 During a call, select [Dial], and then press  or **ENT** switch.
- 2 Select a phone number from [Speed dial], [Phonebook] or [Call history] or


enter a phone number in [Dial by number].

▶ To change the call mode, press  on the 4-way key switch.


- 3 The second outgoing call will start. If the recipient answers, the first call is put on hold.

### To Switch Between Multiple Calls



Select [Switch calls], and then press  or **ENT** switch.

### To End a Call in Progress

- 1 Press and hold  switch on the left handlebar to end the second call.  
▶ The same action can be done by selecting [End call] on the screen.
- 2 The system will return to the first call on hold.