
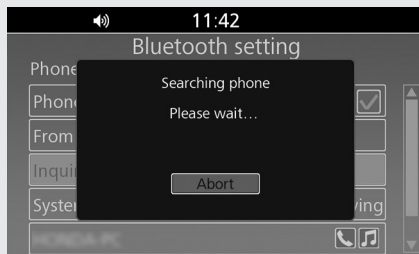




## Audio System (Continued)

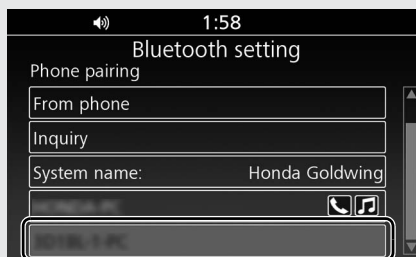
### [Inquiry]









- 4 Select [Inquiry], and then press  or **ENT** switch.  
▶The system waits for a response from a target device.



- 5 The names of the devices detected are displayed on the background screen. Press  or **ENT** switch to exit the search mode.  
▶If many *Bluetooth*® devices are detected, the target device may be detected under the list, so exit the search screen and scroll down the list.
- 6 Select a target device name, and then press  or **ENT** switch.



- 7 When a request message appears on the target device, tap "Pair."
- 8 When the pairing is complete, a message to inform you that pairing was successful appears on the screen. Press  or **ENT** switch.

- 9  (*Bluetooth*® icon) and  (device icon) appear on the upper part of the screen, and icons of available functions appear next to the name of the device and turn on in light blue.  
 : Phone  
 : Music
- 10 Return to the previous screen or the Home screen.  P.24