

Idling Stop System

GL1800BD/D/DA Canada model only

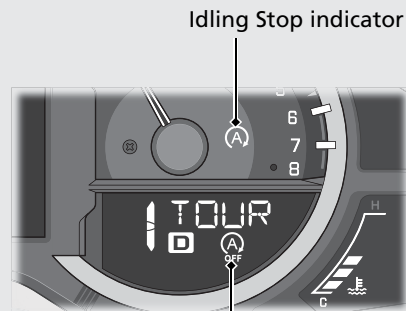
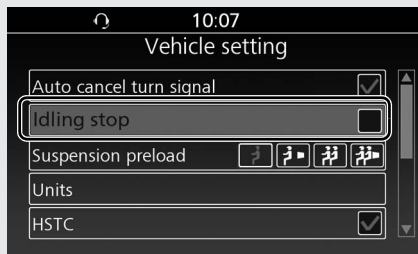

The Idling Stop system is designed to help reduce fuel consumption and noise by stopping the engine from idling when stopped, such as when waiting at an intersection.

Switching the Idling Stop System On or Off

Switch the Idling Stop system on or off using the start/Idling Stop button or by the setting menu in the multi-information display. **P.28**

Each time the start/Idling Stop button is pressed, the Idling Stop system is switched on or off.

The status of the Idling Stop system (on or off) is maintained when the ignition switch is turned to OFF and then back to ON.



Idling Stop OFF indicator

- ON: Idling Stop OFF indicator does not come on.
 - ▶ Idling Stop indicator comes on when the Idling Stop system becomes ready to stop the engine while riding. Idling Stop indicator flashes when the engine is stopped by the Idling Stop system.
- OFF: Idling Stop OFF indicator comes on.
 - ▶ Idling Stop OFF indicator comes on when the Idling Stop system is off.