










Maintenance Schedule

Items	Pre-ride Check P. 36	Frequency *1									Annual Check	Regular Replace	Refer to page
		× 1,000 km	1	6	12	18	24	30	36				
		× 1,000 mi	0.6	4	8	12	16	20	24				
Fuel Line				I	I	I	I	I	I	I	I		-
Fuel Level		I											-
Throttle Operation		I		I	I	I	I	I	I	I	I		73
Air Cleaner *2						R				R			-
Crankcase Breather *3				C	C	C	C	C	C	C			74
Spark Plug				I	R	I	R	I	R				54
Valve Clearance								I					-
Engine Oil		I	R	R	R	R	R	R	R	R	R		59
Engine Oil Strainer Screen					C			C		C			-
Engine Idle Speed			I	I	I	I	I	I	I	I	I		-
Radiator Coolant *4		I						I		I	I	3 Years	61
Cooling System								I		I	I		-

Maintenance Level

-  : Intermediate. We recommend service by your dealer, unless you have the necessary tools and are mechanically skilled. Procedures are provided in an official Honda Shop Manual.
-  : Technical. In the interest of safety, have your motorcycle serviced by your dealer.

Maintenance Legend

- I** : Inspect (clean, adjust, lubricate, or replace, if necessary)
- C** : Clean
- L** : Lubricate
- R** : Replace