










Maintenance Schedule

Items		Frequency *1							Regular Replace	Refer to page	
		× 1,000 mi	0.6	4	8	12	16	20			24
		× 1,000 km	1.0	6.4	12.8	19.2	25.6	32.0			38.4
Emission-Related Items	Fuel Line 				I		I		I		–
	Throttle Operation 				I		I		I		79
	Air Cleaner *2					R			R		59
	Spark Plug 						R				–
	Valve Clearance 						I				–
	Engine Oil		R		R		R		R	1 Year	64
	Engine Oil Filter		R				R				64
	Engine Idle Speed 				I		I		I		–
	Radiator Coolant *4				I		I		I	3 Years	66
	Cooling System 				I		I		I		–
	Secondary Air Supply System 						I				–
	Evaporative Emission Control System *3 						I				–

Maintenance Level

 : Intermediate. We recommend service by your dealer, unless you have the necessary tools and are mechanically skilled. Procedures are provided in an official Honda Service Manual (P. 120).

 : Technical. In the interest of safety, have your motorcycle serviced by your dealer.

Maintenance Legend

I : Inspect (clean, adjust, lubricate, or replace, if necessary)

L : Lubricate

R : Replace