






## Instruments *(Continued)*

### Next inspection setting

- 1 Select “

| 12:34    |   | SETTING  |          | 0 mph      |  |
|----------|---|----------|----------|------------|--|
| DISPLAY  |   | DISTANCE |          | DATE       |  |
| GENERAL  |  | -        | 500 mile | JUL / 2017 |  |
| SERVICE  |  | -        | 500 mile | JUL / 2017 |  |
| EXIT     |   |          |          |            |  |
| FUNCTION |   |          |          |            |  |

- 2 Press and hold the **[MODE]** button until the “DISTANCE” value start flashing.

| 12:34    |  | SETTING  |          | 0 mph      |  |
|----------|--|----------|----------|------------|--|
| DISPLAY  |  | DISTANCE |          | DATE       |  |
| GENERAL  |  | -        | 500 mile | JUL / 2017 |  |
| SERVICE  |  | -        | 500 mile | JUL / 2017 |  |
| EXIT     |  |          |          |            |  |
| FUNCTION |  |          |          |            |  |

- 3 Press the **[SEL]** **[▲]** (up) or **[SEL]** **[▼]** (down) button until the desired distance value is displayed.
  - ▶ Available setting range of periodic inspection:  
100 to 4,000 mile (100 to 6,400 km)
  - ▶ Available setting range of engine oil change:  
100 to 8,000 mile (100 to 12,800 km)