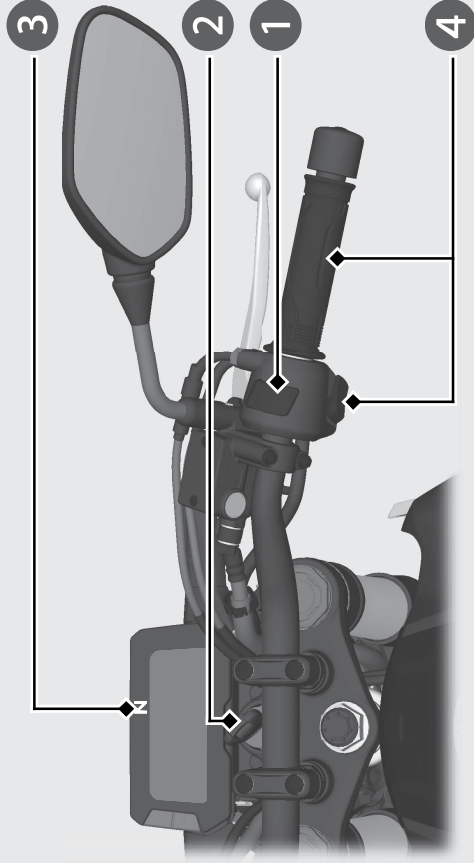





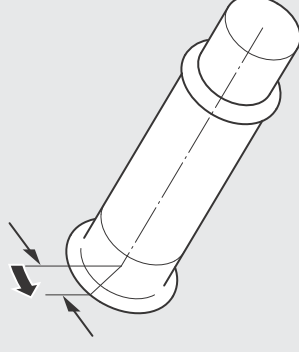
# Starting the Engine

Start your engine using the following procedure, regardless of whether the engine is cold or warm.




- 1 Make sure the engine stop switch is in the  (Run) position.
- 2 Turn the ignition switch to the  (On) position.
- 3 Shift the transmission to Neutral ( **N**) indicator to come on). Alternatively, pull in the clutch lever to start your motorcycle with the transmission in gear so long as the side stand is raised.
- 4 With the throttle completely closed, press the start button.
  - ▶ If you cannot start the engine, open the throttle slightly (about 3 mm (0.1 in), without freeplay) and press the start button.

## About 3 mm (0.1 in), without freeplay



### NOTICE

- If the engine does not start within 5 seconds, turn the ignition switch to the  (Off) position and wait 10 seconds before trying to start the engine again to recover battery voltage.
- Extended fast idling and revving the engine can damage the engine, and the exhaust system.