





## 2 Shift width setting

You can set the interval RPM from flashing point to shift up point of the multi color line. The tachometer bar and RPM value in INFO 2 display start flashing, and the message of "SHIFT WIDTH" scrolls in INFO 1 display.

- Each time the **SEL**  (up) button or the **SEL**  (down) button is pressed, tachometer bar and RPM value in INFO 2 display increase or decrease by 200 r/min (rpm). When the set value exceeds the allowable range, the set value automatically returns to 0 r/min (rpm) or 1,000 r/min (rpm).

- ▶ Press and hold the **SEL**  (up) button or the **SEL**  (down) button to advance the RPM fast.
- ▶ Available setting range: 0 to 1,000 r/min (rpm) (10 segments)
- ▶ Initial setting: 600 r/min (rpm)

