

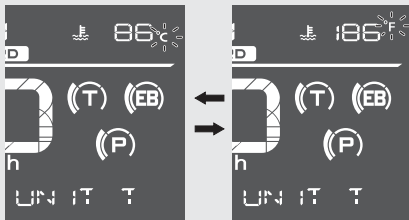


6 Changing the coolant temperature gauge unit:

- 1 Press the **SEL**  (up) button or the **SEL**  (down) button to select "°F" or "°C".
 - ▶ The message of "UNIT TEMP" scrolls in INFO 1 display.



- 2 When selecting the "mph" and "mile" for speed and mileage unit.

Press the **MODE** button. The coolant temperature gauge unit is set, and then the display will return to the ordinary display.

When selecting the "km/h" and "km" for speed and mileage unit.

Press the **MODE** button. The coolant temperature gauge unit is set, and then the display moves to the changing of the fuel mileage meter unit.