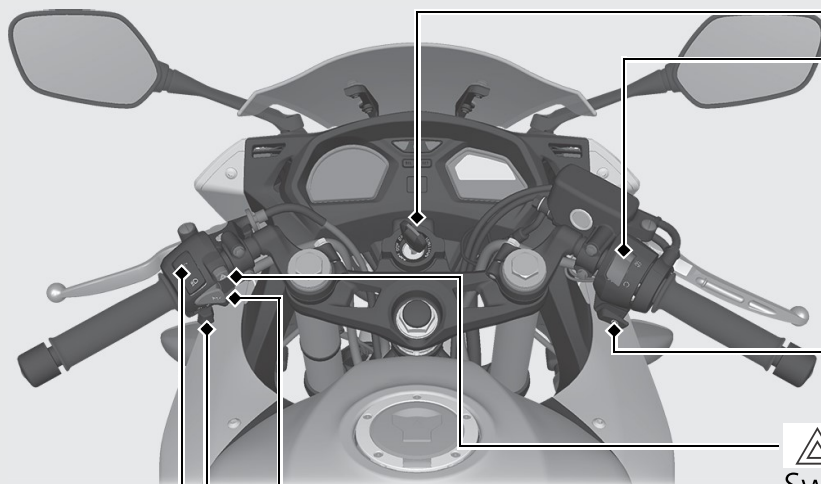




Switches

Operation Guide



Engine stop switch

Should normally remain in the  (Run) position.

▶ In an emergency, switch to the  (Off) position (the starter motor will not operate) to stop the engine.

Start button

Hazard switch

Switchable when the ignition switch is on. Can be turned off regardless of the ignition switch position.




▶ The signals continue flashing with the ignition switch is OFF or LOCK after the hazard switch is on.

Horn button

Turn signal switch

▶ Pressing the switch turns the turn signal off.

Headlight dimmer/ Passing light control switch

-  D : High beam
-  D : Low beam
-  D **PASS** : Flashes the high beam headlight.